

Arina Damian



# LIMBA ENGLEZĂ

## pentru

# clasa pregătitoare

- vocabular
- transcriere fonetică
- exerciții
- jocuri
- poezii
- cântece

NAME: .....

AGE: .....

SCHOOL: .....



## Contents



No	TOPIC	VOCABULARY	STRUCTURES	Page
1	<b>Greetings</b>	Morning, teacher, hello, goodbye, bye	Good morning! Goodbye! / Bye! Hello! / Hi!	5-7
2	<b>What Is Your Name?</b>	Girl, boy, man, woman	What is your name? My name is... I am... How are you?	8-10
3	<b>In the Classroom</b>	Window, ceiling, door, board, floor, carpet, wall, desk	Stand up! Sit down! Come here!	11-12
4	<b>Pupil's Objects</b>	Book, notebook, pen, computer, pencil, school bag, pencil case, ruler, rubber	What is this? This is a... Give me the... Thank you!	13-15
5	<b>Toys</b>	Teddy bear, doll, car, train, plane, truck, toy box, toy blocks, ball	I play with... What is this? This is a...	16-18
6	<b>Revision (1)</b>			19-20
7	<b>Evaluation (1)</b>			21
8	<b>Numbers</b>	One, two, three, four, five, six, seven, eight, nine, ten	How old are you? I am... Count... There is... There are...	22-26
9	<b>On the Table (1)</b>	Bread, butter, egg, cheese, cake, ice cream, pizza	Do you like? Yes, I do. / No, I don't. What do you like? I like.../ I don't like...	27-29
10	<b>On the Table (2)</b>	Water, milk, tea, spoon, plate, fork, knife, glass, cup	I eat... I drink...	30-32
11	<b>Colours</b>	Red, yellow, orange, green, blue, pink	What colour is this? The... is...	33-34
12	<b>Fruits</b>	Apple, pear, lemon, orange, banana, cherries, strawberries	I want... How many...?	35-37
13	<b>Vegetables</b>	Carrot, tomato, potatoes, peas, cabbage, cucumber, mushrooms	I like... / I don't like... There is... / There are... How many... are there?	38-40

14	<b>At the Farm</b>	Cat, goat, dog, horse, donkey, pig, sheep, cow, mouse, farmer	What is this? This is a...	41-44
15	<b>In the Forest</b>	Bear, wolf, fox, deer, squirrel, raccoon, rabbit, bat, owl	What is this? This is a... I like... / I don't like...	45-47
16	<b>At the Zoo</b>	Lion, tiger, elephant, crocodile, zebra, snake, giraffe, monkey, camel	The... is small. The... is big. It lives in the jungle. It lives at the North Pole.	48-50
17	<b>Revision (2)</b>			51-52
18	<b>Evaluation (2)</b>			53
19	<b>Parts of the Body</b>	Eye, hair, ear, nose, finger, mouth, hand, leg	I have...	54-56
20	<b>Clothes</b>	Shirt, trousers, jumper, hat, dress, coat, t-shirt, shoes, boots	I have... He is wearing... She is wearing...	57-59
21	<b>The House</b>	Roof, chimney, tree, wall, window, grass, door, flower	It is a big... It has...	60-61
22	<b>Objects in the House</b>	Bed, table, chair, TV, sofa, picture, armchair, toys, clock	This is... / There are... The... is on the... The... is under the...	62-65
23	<b>Happy Birthday!</b>	Cake, party, hat, candle, balloon, present	I am... years old. How old are you?	66-67
24	<b>The Four Seasons</b>	Spring, summer, autumn, winter, snowflakes, sun, rain	The months of the year are... The days of the week are...	68-70
25	<b>Christmas</b>	Christmas tree, present, sleigh, Santa Claus, reindeer, Christmas carol, snowman, snowballs, Christmas ornaments	We wish you a Merry Christmas There is... / There are...	71-73
26	<b>Easter</b>	Church, chick, prayer, lamb, cross, basket	How many... There are... / There is... Happy Easter!	74-76
27	<b>Final Revision</b>			77-79
28	<b>Final Evaluation</b>			80



# GREETINGS

## FORMULE DE SALUT



## Activities

POEM/SONG: GOOD MORNING, DEAR TEACHER!

Good morning, dear teacher!  
Good morning, how are you?  
We all are very happy  
To say hello to you!


TIP → Sing along and watch the video „Good Morning, Dear Teacher” (*Songs for Kids*).




1

Look at the pictures. Play the dialogues with one of your classmates (opposite gender: if you are a boy play with a girl). / *Privește imaginile. Interpretează dialogurile cu unul dintre colegii tăi (de sex opus: dacă ești băiat, interpretează-le cu o fată).*

**GOOD MORNING!**



**GOODBYE!**



**HELLO!**




**BYE!**




2

Connect the dots to find the greetings. Colour the pictures. /  
Unește punctele pentru a descoperi salaturile. Colorează imaginile.





HELLO!



HI!

HELLO!





# WHAT IS YOUR NAME?

CUM TE CHEAMĂ?

WHAT IS YOUR NAME?



MY NAME IS .....


Play the dialogues above with your deskmate. / Interpretează dialogurile de mai sus cu colegul de bancă.



## Activities

1

Find an English name or a symbol for you and make a card to use it during the English classes. Decorate it nicely. / Găsește un nume englezesc sau un simbol pentru tine și fă un cartonaș pe care să-l folosești în timpul orelor de limba engleză. Decorează-l cât mai frumos!



2

What are you? Colour the right picture. / Ce ești tu? Colorează imaginea potrivită.

I am a...



GIRL

or a...



BOY

3

What are they? Colour the right picture. / Ce sunt ei? Colorează imaginea potrivită.

Your teacher is a...



MAN

or a...





WOMAN

8



# HOW ARE YOU?

CE MAI FACI?



Play the dialogues above with your deskmate. / Interpretează dialogurile de mai sus cu colegul de bancă.

## POEM: TELL ME TRUE

Sally, Sally, tell me true,  
Sally, Sally, how are you?  
Very well, thank you!


Billy, Billy, tell me true,  
Billy, Billy, how are you?  
Very well, thank you!



1





Connect the dots to find out who asks and who answers.

Unește punctele pentru a afla cine întreabă și cine răspunde.




WHAT IS  
YOUR  
NAME?

MY NAME IS  
HIPPO.



WHAT IS  
YOUR  
NAME?


MY NAME IS  
LEO.





# 3 IN THE CLASSROOM

ÎN SALA DE CLASĂ



**FEREASTRĂ**

**WINDOW**  
[ˈwɪndəʊ]

**TAVAN**

**CEILING**  
[ˈsiːlɪŋ]

**UȘĂ**

**DOOR**  
[dɔː]

**PODEA**


**FLOOR**  
[flɔːr]

**COVER**

**CARPET**  
[ˈkɑːpɪt]

**BANCĂ**

**DESK**  
[desk]



# Activities

1

Teacher reads the poem below and the children act according to the indications. (e.g. "Point to the ceiling" → the children have to point to the ceiling).

*Profesorul citește poezia de mai jos, iar copiii acționează conform indicațiilor. (exemplu: „Arătați tavanul” → toți copiii trebuie să indice cu degetul către tavan.)*

## ACTION POEM

Point to the ceiling,  
Point to the floor,  
Point to the window,  
Point to the door.

Clap your hands together,  
One, two, three,  
Put your hands  
Upon your knee.


2

Act! / Execută!

- Come here!
- Go to the door!
- Open the door!
- Close the door!
- Go to the window!
- Open the window!
- Close the window!

3

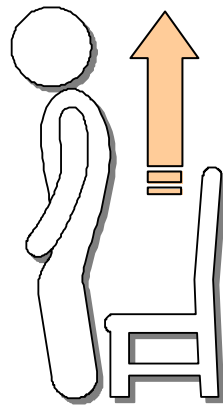
Decorate the carpet! / Decorează covorul!



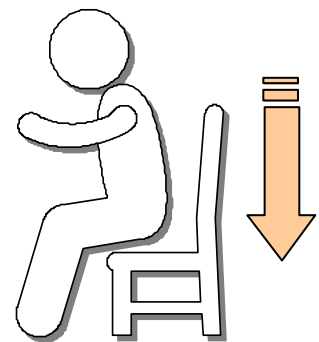
4

Play the game!


După ce au învățat poezia de la exercițiul 1, copiii se împart în două echipe și se aliniază față în față (pe două rânduri). Fiecare copil trebuie să recite poezia. Dacă nu face nicio greșală, profesorul va rosti „Stand up!”. Dacă face greșeli, profesorul va spune „Sit down!” (on the floor). Câștigă echipa care rămâne cu cei mai mulți copii în picioare.



Stand up!



Sit down!



# PUPIL'S OBJECTS

## OBIECTELE ȘCOLARULUI

Ascultă și reține  
care sunt  
obiectele  
școlarului!

CARTE



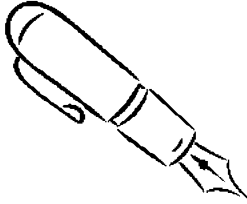
BOOK  
[buk]

CAIET




NOTEBOOK  
['neutbuk]

STILOU




PEN  
[pen]

COMPUTER



COMPUTER  
[kəm'pjʊ:tə]

CREION



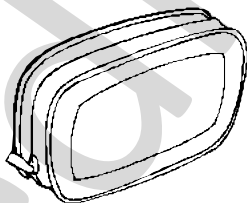
PENCIL  
['pensl]

GHIOZDAN



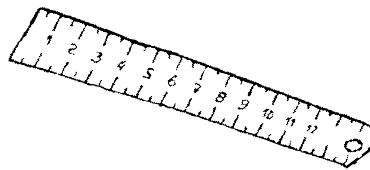
SCHOOL BAG  
[sku:l bæɡ]

PENAR



PENCIL CASE  
['pensl keɪs]

RIGLĂ




RULER  
['ru:lə]

GUMĂ DE ȘTERS



RUBBER  
['rʌbə]





# Activities

## POEM: BENJAMIN HAS A PENCIL

Benjamin has a pencil,  
Benjamin has a pen,

Benjamin is drawing  
Funny little men.



1

Circle the pupil's objects. / Încercuiește obiectele școlarului.



2

Ask your deskmate what are these objects. After he answers, switch the role.

Întrebă-l pe colegul de bancă ce sunt aceste obiecte. După ce răspunde, schimbați rolurile.


What is this?

This is a book.



What is this?

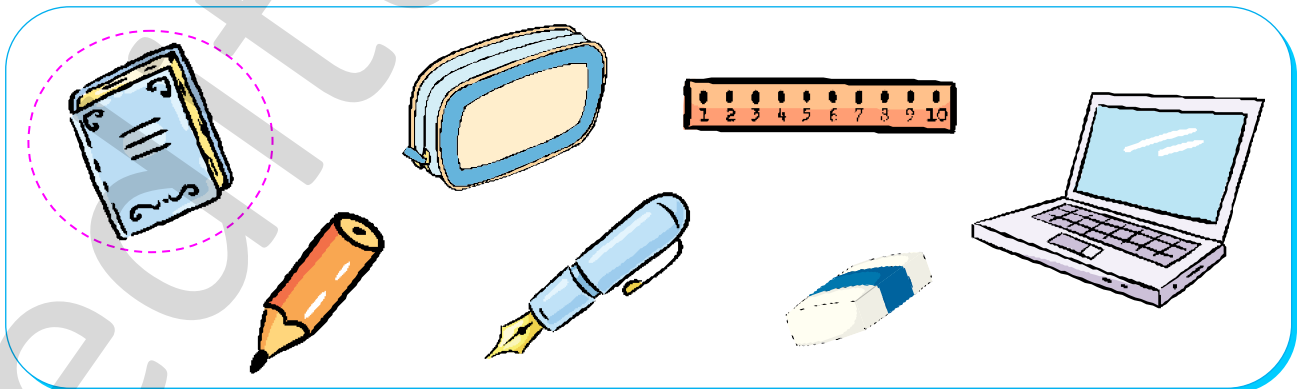
This is a .....



3

In the picture below, circle the objects that are named.

În imaginea de mai jos, încercuiește obiectele numite.



BOOK

RULER

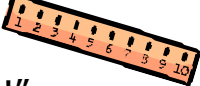
COMPUTER


PEN


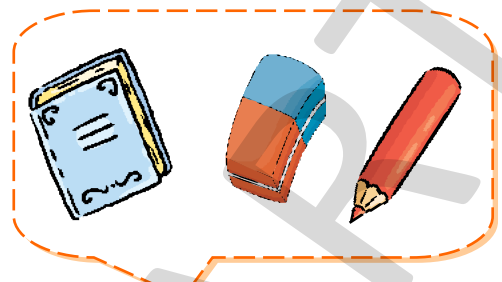
RUBBER

4

Play dialogues with a classmate. / Interpretează dialoguri cu un coleg de clasă.

„Give me the  , please!”  
„Here you are!”  
„Thank you!”

„Give me the  , please!”  
„Here you are!”  
„Thank you!”



5

What have they got? / Ce au ei?





TONY



MARY



JOHN





# TOYS

## JUCĂRII

Ascultă și reține  
care sunt  
jucăriile!

### URSULEȚ




**TEDDY BEAR**  
[ˈtedɪ beə]

### PĂPUȘĂ




**DOLL**  
[dɒl]

### MAȘINĂ




**CAR**  
[kɑːr]

### TREN



**TRAIN**  
[treɪn]


### AVION



**PLANE**  
[pleɪn]




### CAMION



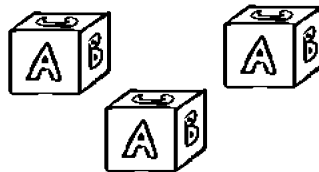
**TRUCK**  
[trʌk]

### CUTIE CU JUCĂRII




**TOY BOX**  
[tɔɪ bɒks]

### CUBURI



**TOY BLOCKS**  
[tɔɪ blɒks]

### MINGE



**BALL**  
[bɔːl]





# Activities

The teacher reads the poem below and the children act according to the indications.

## ACTION POEM



Teddy bear, Teddy bear, turn around!  
 Teddy bear, Teddy bear, touch the ground!  
 Teddy bear, Teddy bear, reach up high!  
 Teddy bear, Teddy bear, wink one eye!  
 Teddy bear, Teddy bear, slap your knees!  
 Teddy bear, Teddy bear, sit down please!



**1** Play dialogues with your deskmate. / *Interpretează dialoguri cu colegul de bancă.*

What is this?

This is a doll.



**2** Repeat after your teacher. / *Repetă după profesor.*

A



AND

A




A




AND

A



**3** In the presents hide some toys. What toys do you think there are?

*În cadouri se ascund niște jucării. Ce jucării crezi că sunt acolo?*



4

Draw your favourite toy. / *Desenează jucăria preferată.*

MY FAVOURITE TOY IS A...



5

Ask your deskmate what is his favourite toy. / *Întreabă-ți colegul de bancă care este jucăria lui preferată.*

6

Match the sentences with the pictures. / *Potrivește propozițiile cu imaginile.*



I play with a car.



I play with a doll.



I play with a teddy bear.



I play with a plane.

**TIP** → Sing along and watch the video “Teddy Bear, Teddy Bear, Turn Around”. (*Nursery Rhymes*).






# REVISION (1)


## RECAPITULARE (1)

1 What are they saying? / Ce spun ei?



2 Answer Sally's questions. / Răspunde la întrebările lui Sally.

SALLY



- ➔ WHAT IS YOUR NAME?
- ➔ HOW ARE YOU?
- ➔ WHAT IS THIS? →



3 Odd one out. / Taie ce nu se potrivește.



4

Listen to your teacher and draw. / Ascultă ce spune profesorul și desenează.

A BALL

A CAR

MARK HAS

A COMPUTER

A TRUCK

A PENCIL

A TRAIN

A DOLL

A BOOK

SALLY HAS

A RUBBER

TOY BLOCKS

A RULER

A TEDDY BEAR



# EVALUATION (1)

## EVALUARE (1)

1

Listen to your teacher and circle what you hear.

Ascultă ce spune profesorul și încercuiește imaginile a căror denumire o auzi.



BOY

GIRL

DOLL


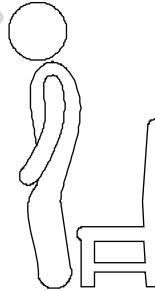


BOOK

PEN

PENCIL


2

Name the action for each picture. / Numește acțiunea pentru fiecare imagine.



3

Help David find the toy. / Ajută-l pe David să găsească jucăria.



Cum ai lucrat?  
Colorează fața potrivită!





# NUMBERS

## NUMERE

1

ONE  
[wʌn]

2

TWO  
[tu:]

3

THREE  
[θri:]

4

FOUR  
[fɔ:r]

5

FIVE  
[faɪv]

6

SIX  
[sɪks]

7

SEVEN  
['sevn]

8

EIGHT  
[eɪt]

9

NINE  
[naɪn]

10

TEN  
[ten]





## Activities

Sing the song. Show the number of potatoes using your fingers.  
Cântă următorul cântecel. Arată pe degete numărul cartofilor.

### POEM:

One potato, two potatoes, three potatoes, four,  
Five potatoes, six potatoes, seven potatoes, more.



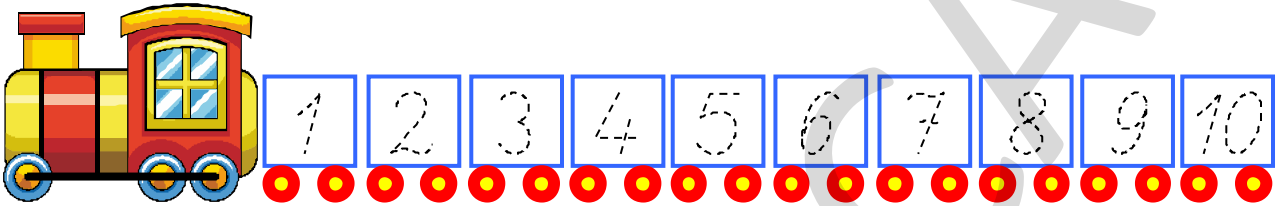
**TIP** → Sing along and watch the video "One Potato, Two Potatoes" (*Super Simple Song*).



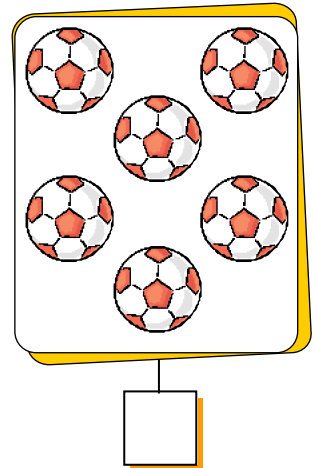


Listen to your teacher and repeat!

- There is...
- There are...
- How old are you?
- I am...




1 Count the cars of the train. Write the number of each car.  
*Numără vagoanele trenului. Scrie numărul fiecărui vagon.*



2 What can you see in the pictures? Write the number of objects under each picture and make sentences ("There are four cars.").  
*Ce vezi în imagini? Scrie numărul obiectelor sub fiecare imagine și alcătuieste propoziții. („Sunt patru mașini.”)*



3 Match the picture with the correct number. / *Unește imaginea cu numărul potrivit.*



1

5

7


2



1




ONE GIRL




ONE BOY

2



TWO DOORS



TWO PENS

3




THREE DOLLS



THREE TEDDY BEARS

4




FOUR NOTEBOOKS




FOUR COMPUTERS

5

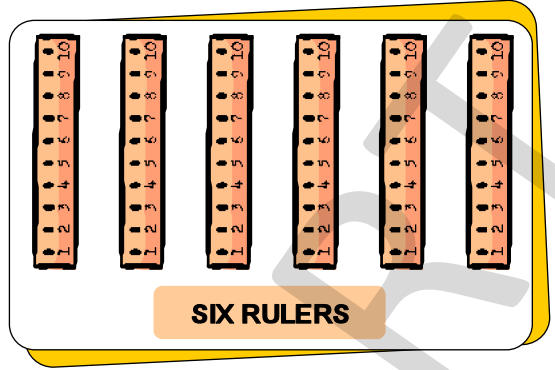



FIVE CARS

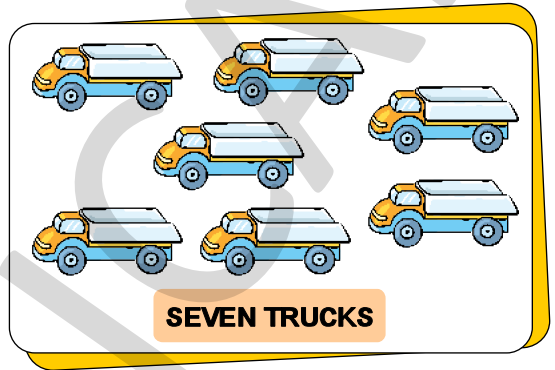



FIVE PLANES



6




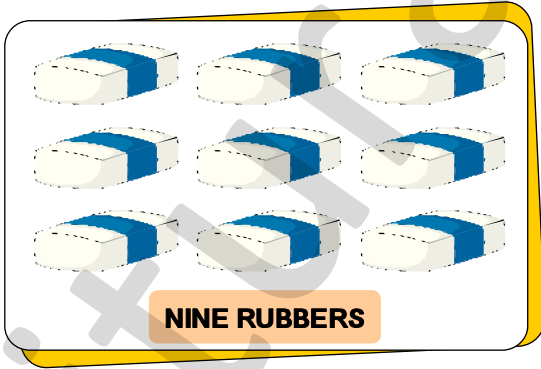
7



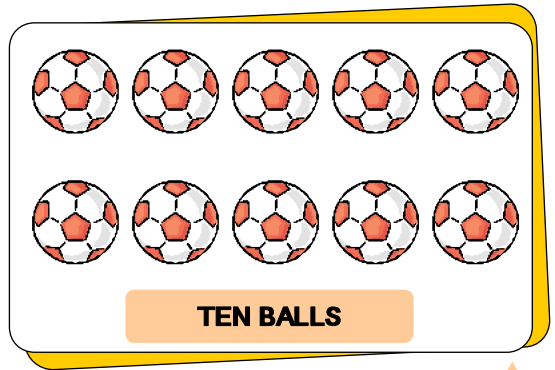
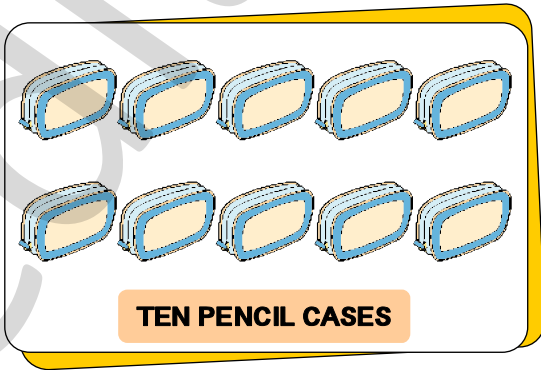
8



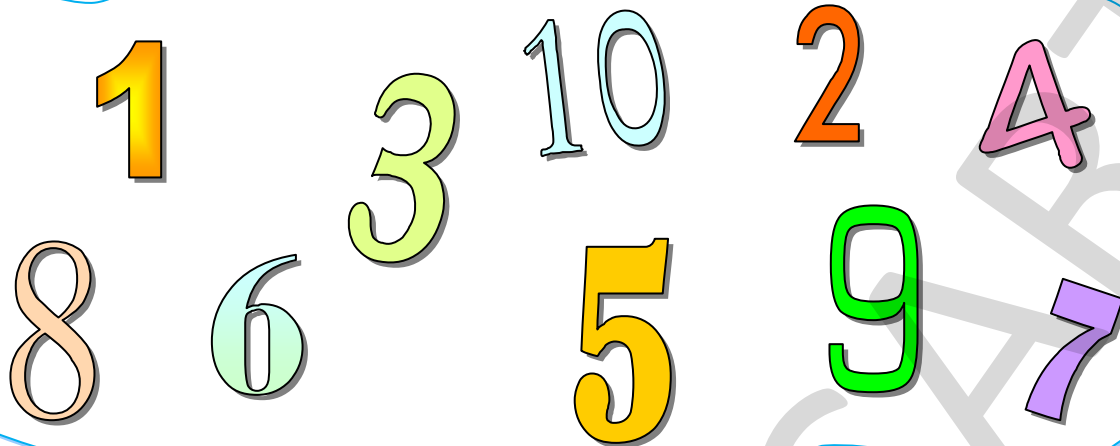
9



10




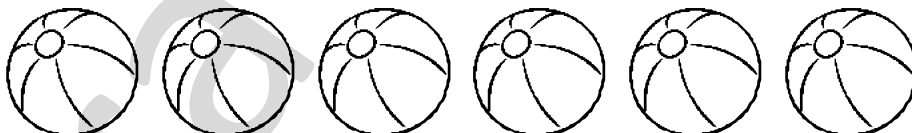
5 Read the numbers. / Citește numerele.



6 Count, write the number and tell. / Numără, scrie numărul și spune.

THERE ARE....

3




7 What is your phone number?

Write it and read it!

Care este numărul tău de telefon?

Scrie-l și citește-l.

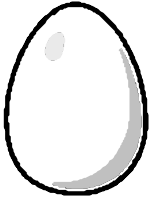




# ON THE TABLE (I)

## CE PUNEM PE MASĂ (1)

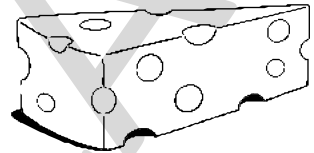
**OU**



**EGG**  
[eg]

Ascultă și reține  
care sunt  
alimentele!

**BRÂNZĂ**



**CHEESE**  
[tʃi:z]

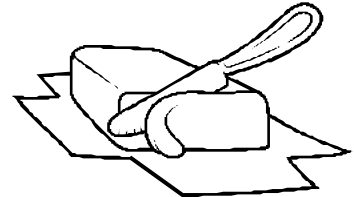
**PÂINE**



**BREAD**  
[bred]



**UNT**



**BUTTER**  
[ˈbʌtə]

**PRĂJITURĂ**




**CAKE**  
[keɪk]

**ÎNGHEȚATĂ**



**ICE CREAM**  
[aɪs kri:m]

**PIZZA**



**PIZZA**  
[ˈpi:tʃə]



# Activities

Listen to your teacher and repeat!

- Do you like...?
- Yes, I do. / No, I don't.
- What do you like?
- I like / I don't like...

## POEM: I LIKE ICE CREAM

I like ice cream  
 It's my favourite treat.  
 I like ice cream  
 That's all I like to eat.



1

Ask your deskmate the following questions. Let him tick the answer. Switch the role! / Pune-i colegului de bancă următoarele întrebări. Lasă-l să marcheze răspunsul. Schimbați rolurile!

DO YOU LIKE



?

YES, I DO.

NO, I DON'T.

DO YOU LIKE



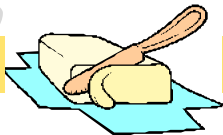
?

YES, I DO.

NO, I DON'T.

Switch the role!

DO YOU LIKE



?

YES, I DO.

NO, I DON'T.

DO YOU LIKE




?

YES, I DO.

NO, I DON'T.

2

Count and write. Make sentences. / Numără și scrie. Alcătuieste propoziții.



THERE ARE  CAKES ON THE TABLE.

THERE ARE  EGGS ON THE TABLE.

THERE ARE  BREAD ON THE TABLE.


THERE IS  PIZZA ON THE TABLE.



3

Decorate the birthday cake. Colour the balloons.

Decorează tortul. Colorează baloanele.






# ON THE TABLE (2)

## CE PUNEM PE MASĂ (2)

Ascultă și reține care  
sunt alimentele și  
obiectele pe care le  
folosim pentru  
a mânca!



APĂ

**WATER**  
[ˈwɔːtə]

LAPTE




**MILK**  
[mɪlk]

CEAI



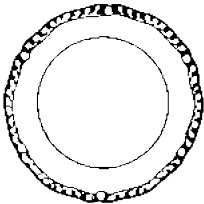
**TEA**  
[tiː]

LINGURĂ




**SPOON**  
[spuːn]


FARFURIE



**PLATE**  
[plert]



FURCULIȚĂ



**FORK**  
[fo:k]

CUȚIT



**KNIFE**  
[naɪf]

PAHAR



**GLASS**  
[glɑːs]

CEAȘCĂ



**CUP**  
[kʌp]